


## All the Rage!


Black and white quilts are "All the Rage!", so this year we are designing a quilt with black, white and a splash of color. Collect a free pattern each month and join us in making a quilt that is sure to be All the Rage!

### Cutting Instructions


#### White-on-White:

-  4... 2½" x 4½" rectangles
- 12... 2½" squares
- 4... 2⅞" squares

#### Black:

-  1... 4½" square
- 4... 2½" squares
- 4... 2⅞" squares

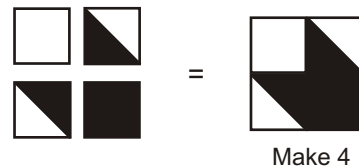
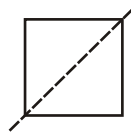
#### Purple:

-  4... 2½" x 4½" rectangles
- 8... 2½" squares

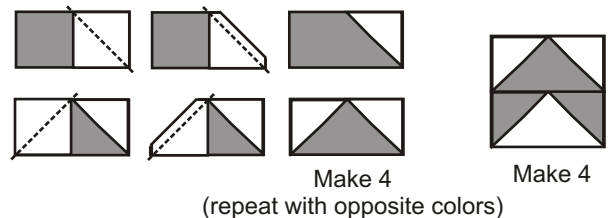
### Sewing Instructions

#### Construct half-square triangle units:

Cut four 2⅞" white squares on the diagonal.  
Cut four 2⅞" black squares on the diagonal.



Sew one white triangle to one black triangle, right sides together to make a half-square triangle unit. Make eight units. Sew two half-square triangle units, one 2½" white square and one 2½" black square together to make a 4-patch. Make four 4-patches.




#### Construct flying geese units:

With right sides together, place a white 2½" square on corner of a purple 2½" x 4½" rectangle and stitch diagonally. Trim ¼" from stitching line and press outward. Add a second white 2½" square to adjacent corner and press outward. Make 4.

With right sides together, place a purple 2½" square on corner of a white 2½" x 4½" rectangle and stitch diagonally. Trim ¼" from stitching line and press outward. Add a second white 2½" square to adjacent corner and press outward. Make 4.

Sew units together to create four double flying geese units.

Sew blocks together in rows. Sew rows together to finish the block.



Compliments of



1318 Sycamore Square ~ Midlothian, VA 23113  
804-794-1990  
www.QuiltersCornerVA.com