


All the Rage!


Black and white quilts are "All the Rage!", so this year we are designing a quilt with black, white and a splash of color. Collect a free pattern each month and join us in making a quilt that is sure to be All the Rage!

Cutting Instructions


White-on-White:

-  4... 2½" x 4½" rectangles
- 4... 2½" squares
- 10... 2⅞" squares

Black:

-  1... 4½" square
- 6... 2⅞" squares

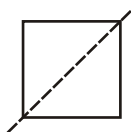
Blue:

-  4... 2⅞" squares

Sewing Instructions

Construct half-square triangle units:

Cut six 2⅞" white squares on the diagonal.
Cut six 2⅞" black squares on the diagonal.



Sew one white triangle to one black triangle, right sides together to make a half-square triangle unit. Make twelve units.


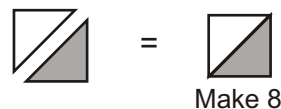
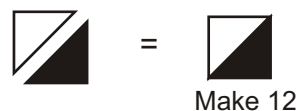
Cut four 2⅞" white squares on the diagonal.
Cut four 2⅞" blue squares on the diagonal.

Sew one white triangle to one blue triangle, right sides together to make a half-square triangle unit. Make eight units.

Sew two white and black half-square triangles, one white and blue half-square triangles and one white 2½" square to make corner unit. Make 4 units.

Sew one white and black half-square triangles, one white and blue half-square triangles and one white 2½" x 4½" rectangle to make side unit. Make 4 units.

Sew blocks together in rows. Sew rows together to finish the block.



Compliments of



1318 Sycamore Square ~ Midlothian, VA 23113
804-794-1990
www.QuiltersCornerVA.com