


All the Rage!


Black and white quilts are "All the Rage!", so this year we are designing a quilt with black, white and a splash of color. Collect a free pattern each month and join us in making a quilt that is sure to be All the Rage!

Cutting Instructions


White-on-White:

-  1... 4½" square
- 4... 2½" x 4½" rectangles
- 4... 2⅞" squares
- 8... 2½" squares

Black:

-  4... 2½" x 4½" rectangles
- 8... 2½" squares

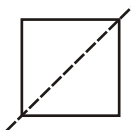
Lime:

-  4... 2⅞" squares
- 4... 2½" squares

Sewing Instructions

Construct half-square triangle units:

Cut four 2⅞" white squares on the diagonal.
Cut four 2⅞" lime squares on the diagonal.



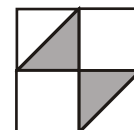
Sew two white triangles to two lime triangles, right side together to make eight half-square triangle units. Sew two half-square triangle units and two 2½" white squares together to make a 4-patch.



=



Make 8



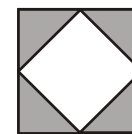
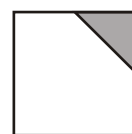
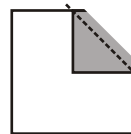
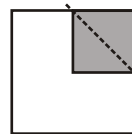
Make 4



Make 4

Construct flying geese units:

With right sides together, place a black 2½" square on corner of a white 2½" x 4½" rectangle and stitch diagonally. Trim ¼" from stitching line and press outward. Add a second black 2½" square to adjacent corner and press outward. Sew each flying geese unit to a black 2½" x 4½" rectangle.



Make 1

Construct center unit:

With right sides together, place a lime 2½" square on corner of white 4½" square and stitch diagonally. Trim ¼" from stitching line and press outward. Add a lime 2½" square to each other corner and press outward.



Sew blocks together in rows. Sew rows together to finish the block.

Compliments of



1318 Sycamore Square ~ Midlothian, VA 23113
804-794-1990
www.QuiltersCornerVA.com