


All the Rage!


Black and white quilts are "All the Rage!", so this year we are designing a quilt with black, white and a splash of color. Collect a free pattern each month and join us in making a quilt that is sure to be All the Rage!

Cutting Instructions


White-on-White:

-  8... 2½" squares
- 2... 5¼" squares

Black:

-  4... 2½" squares
- 2... 5¼" squares

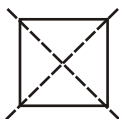
Green:

-  4... 2½" squares
- 1... 4½" squares

Sewing Instructions

Construct quarter-square triangle units:

Cut two 5¼" white squares twice on the diagonal.
Cut two 5¼" black squares twice on the diagonal.



Make 8

Make 4

Sew 2 white triangles to 2 black triangles, right side together to make 8 half-square triangle units.

Sew 4 white and black half-square triangle units in pairs, right side together to make 4 quarter-square triangle units. Trim to 4½" square.




Make 4

Make 4

Construct 4-patch units:

Sew 1 black 2½" square to 1 white 2½" square. Sew 1 green 2½" square to 1 white 2½" square. Join units together as shown to make 4-patch. Make 4.

Sew blocks together in rows. Sew rows together to finish the block.



Compliments of



1318 Sycamore Square ~ Midlothian, VA 23113
804-794-1990
www.QuiltersCornerVA.com