


## All the Rage!


Black and white quilts are "All the Rage!", so this year we are designing a quilt with black, white and a splash of color. Collect a free pattern each month and join us in making a quilt that is sure to be All the Rage!

### Cutting Instructions


#### White-on-White:

-  4... 2½" x 4½" rectangles
- 8... 2½" squares
- 6... 2⅞" squares

#### Black:

-  4... 2½" x 4½" rectangles
- 8... 2½" squares

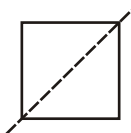
#### Orange:

-  6... 2⅞" squares

### Sewing Instructions

#### Construct half-square triangle units:

Cut six 2⅞" white squares on the diagonal.  
Cut six 2⅞" orange squares on the diagonal.



Sew one white triangle to one orange triangle, right sides together to make a half-square triangle unit. Make twelve units. Sew two half-square triangle units and two 2½" black squares together to make a 4-patch. Make four 4-patches. Use additional four half-square triangle units in next step.

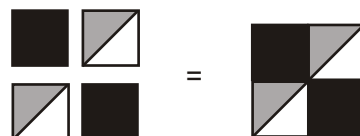
#### Construct center unit:

Sew 4 orange & white half-square triangles together as shown to make pinwheel. Make 1.

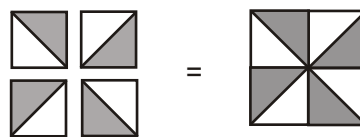
#### Construct flying geese units:

With right sides together, place a white 2½" square on corner of a black 2½" x 4½" rectangle and stitch diagonally. Trim ¼" from stitching line and press outward. Add a second white 2½" square to adjacent corner and press outward. Sew each flying geese unit to a white 2½" x 4½" rectangle.

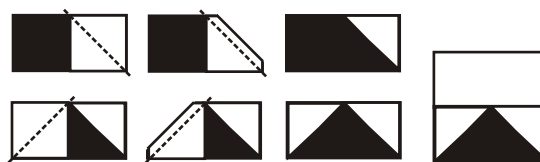
Sew blocks together in rows. Sew rows together to finish the block.




Make 4



Make 1



Make 4



Compliments of



1318 Sycamore Square ~ Midlothian, VA 23113  
804-794-1990  
www.QuiltersCornerVA.com